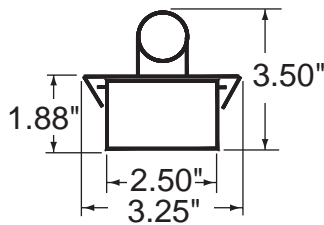
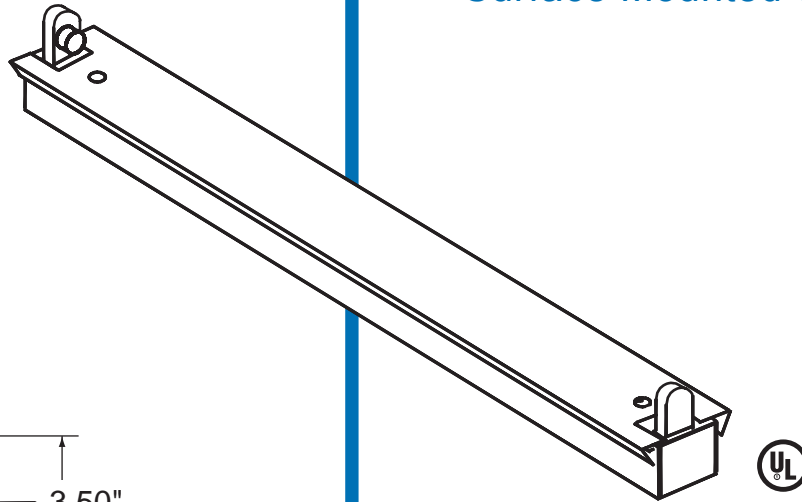


SERIES 230

Narrow Low Profile
Surface Mounted Strip



FEATURES:

- FACTORY INSTALLED WIRE CONNECTORS ELIMINATES TIME CONSUMING ELECTRICAL CONNECTIONS
- SNAP IN LOCKING LAMPHOLDERS ARE SPRING LOADED FOR ADDED SAFETY
- AVAILABLE IN SINGLE LAMP CONFIGURATION ONLY
- IN LINE WIRING PROVIDES REDUCED BALLAST POPULATION IN FIXTURE LENGTHS UP TO SIXTEEN FEET
- OBLONG KNOCKOUTS ON FIXTURE HOUSING CENTERLINE FOR EASE OF INSTALLATION
- POST PAINTED HIGH REFLECTANCE POWDER COAT FINISH

UNION MADE IN THE USA.

ORDERING:

NOMINAL SIZE	LAMPS	CATALOG NUMBER
1' X 4'	1-FO32	230-148T8
1' X 8'	2-FO32	230-148-2T8
1' X 12'	3-FO32	230-148-2T8-1T8
1' X 16'	4-FO32	230-148-2T8-2T8
INSERT VOLTAGE AT END OF CATALOG NUMBER		



NOTES:

1. FIXTURE LENGTHS ARE NON-STANDARD (SEE BACK DETAIL FOR ACTUAL DIMENSIONS)

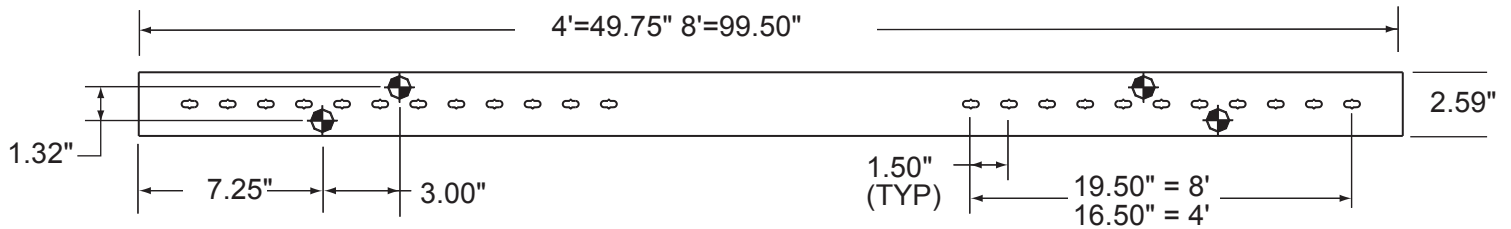
MANUFACTURING
1715 KIBBY ROAD - MERCED - CALIFORNIA - 95340
(209) 723-9120 - FAX: (209) 723-9131

SALES OFFICE
14722 WICKS BLVD. - SAN LEANDRO - CALIFORNIA - 94577-6718
(510) 667-6950 - FAX: (510) 667-6959

BACK DETAIL

-  7/8" K.O.
-  1/4" X 5/8" K.O.

Back detail symbols



NOTE

All fixtures must be installed, wired and grounded in accordance with the National Electric Code and all other applicable codes.

!!! WARNING !!!

RISK OF FIRE OR ELECTRICAL SHOCK. ELECTRICAL PARTS MAY BE DAMAGED WHEN DRILLING OR USING "TEK" SCREWS FOR INSTALLATION OF MOUNTING HARDWARE. CHECK ENCLOSED WIRING AND COMPONENTS. USE CAUTION WHEN DRILLING "TEK" SCREWS INTO A BLIND AREA. TO PREVENT WIRING DAMAGE DO NOT EXPOSE WIRING TO SHARP EDGES.

